



Connecticut Department of Public Health

Drug Overdose Monthly Report

Fatal Unintentional and Undetermined Drug Overdose Report

Key Findings of Drug Overdose Decedents, 2019 – December 2021

- Current monthly report is based on confirmed fatal drug overdose cases for 2019, 2020 and January through the second week of December 2021. Statistics may change for 2021 as confirmation of cases occurs periodically. Period of analysis includes January 2019 through the 2nd week of December 2021.
- The final and total number of fatal drug overdoses for 2020 was 1,378, with an increase of 14.6% from the previous year, 2019 with 1,202 overdose deaths.
- There were 1,450 confirmed and several pending cases as of the 2nd week of December 2021.
- **New and emerging substances:** Lethal combinations of xylazine, an animal tranquilizer, with fentanyl were identified in 2019 and continued in 2020. The same combination trends for 2021 also. In 2020, new emerging substances, Flualprazolam, a designer benzodiazepine, in combination with fentanyl resulted in 11 overdose deaths and Eutylone, a synthetic stimulant, resulted in 3 overdose deaths. Para-fluorofentanyl, a fentanyl analog, was present in 13 overdose deaths in 2020 and 86 as of the 2nd week of December 2021.

Comparative Overview of Unintentional and Undetermined Drug Overdose Deaths (January 2019 – December 2021)

2020 and 2021	2019
There were 1,378 confirmed drug overdose deaths for 2020, with an increase of 14.3% compared to 2019. As of the 2 nd week of December, there were 1,450 confirmed drug overdose deaths for 2021.	There were 1,202 unintentional and undetermined drug overdose deaths in 2019, with an increase of 16.7% compared to 2018.
The lethal combination of xylazine and fentanyl resulted in 141 deaths in 2020 with a median number of 11 and continues to be a problem in 2021 also. Between January and the 2 nd week of December 2021, there were 283 deaths involving a fentanyl+xylazine combination.	For the first time in 2019, xylazine/fentanyl combinations were involved in 71 drug overdose deaths. The median number for xylazine-involved deaths was 7.
The average percentage of fentanyl or fentanyl analog involved deaths was at 85% for 2020 and 85% as of the 2 nd week of December 2021.	On average, fentanyl or fentanyl analogs were involved in 82% of the overdose deaths in 2019.

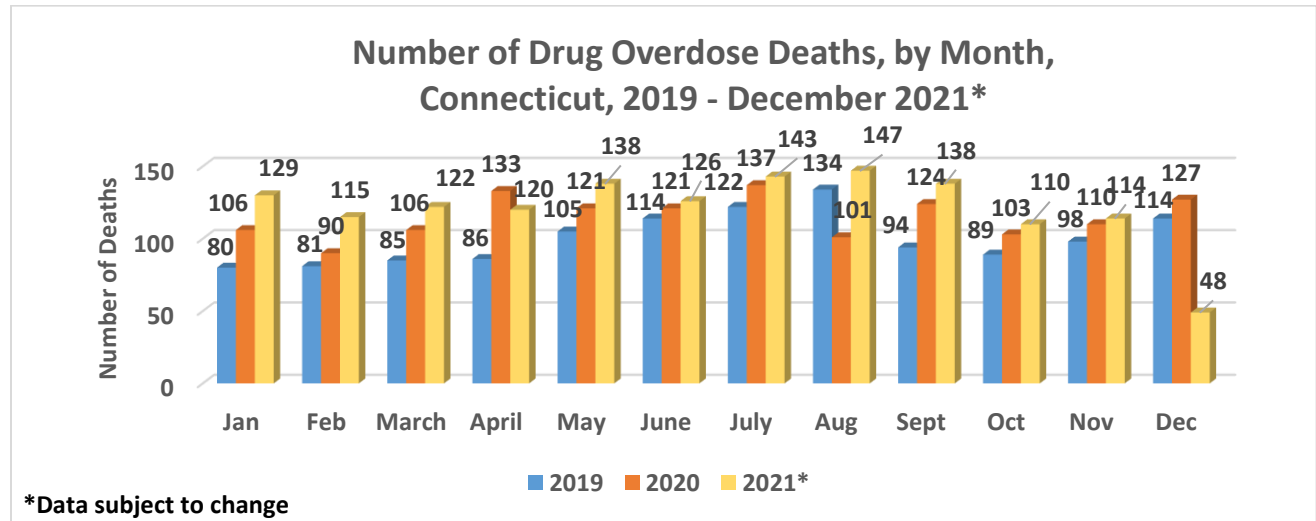
Updated on 2-16-2022; Data Source: Connecticut Office of the Chief Medical Examiner (OCME), per CDC-SUDORS grant guidelines.

For substance use disorder information visit: <https://www.drugfreect.org>.

For information on the CT DPH Opioids and Prescription Drug Overdose Prevention Program in the Office of Injury and Violence Prevention, visit: <https://www.ct.gov/dph/injuryprevention>

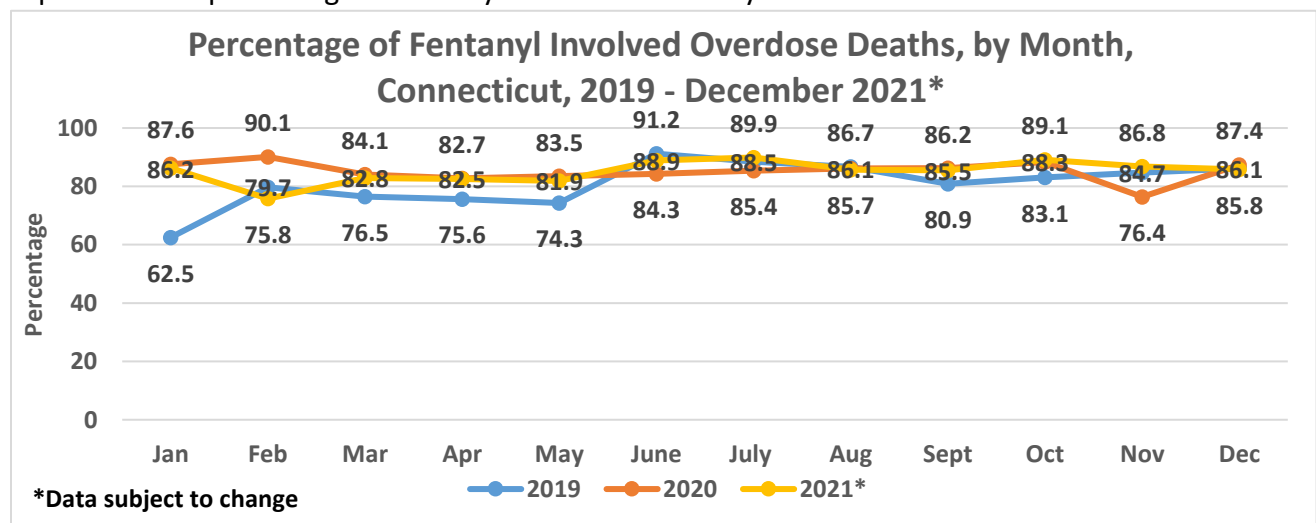
Unintentional and undetermined drug overdose deaths, by month, Connecticut, 2019 – December 2021*:

There was a 14.3% increase in unintentional and undetermined drug overdose deaths in 2020 in Connecticut, compared to 2019. Confirmed drug overdose deaths in 2021 are as follows; January 129, February 115, March 122, April 120, May 138, June 126, July 143, August 147, September 138, October 110, November 114, December 48, and these numbers may increase as there are several pending cases awaiting toxicology confirmation for these months. The chart below represents the monthly count of confirmed drug overdose deaths from January 2019 through 2nd week of December of 2021.

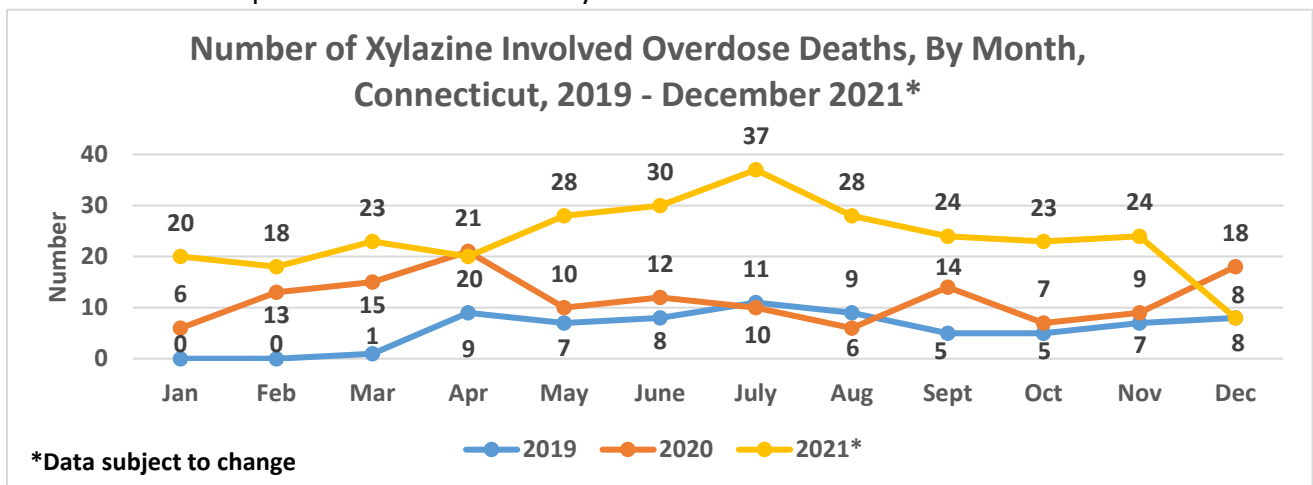


The percentage of fentanyl-involved overdose deaths continued to be a problem in 2021:

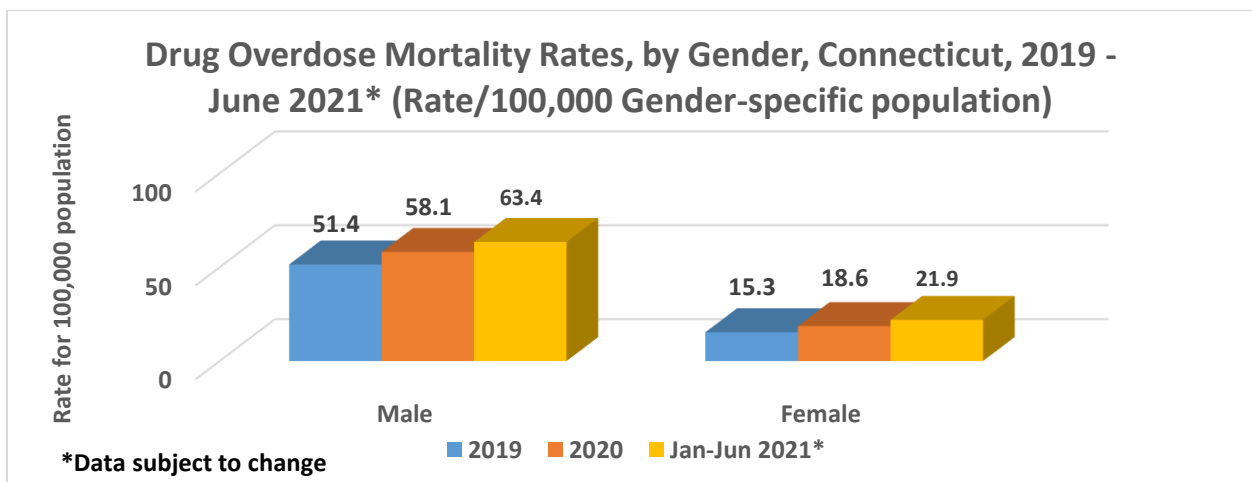
Fentanyl-involved overdose deaths increased significantly in 2019 to 82%, compared to the previous years of 2015 to 2018. In 2020, the average percentage of fentanyl-involved deaths was 85% and this percentage remained same for 2021 as of the 2nd week of December. Fentanyl percentages may change for 2021 due to pending cases. The chart below represents the percentage of fentanyl-involved deaths by month.



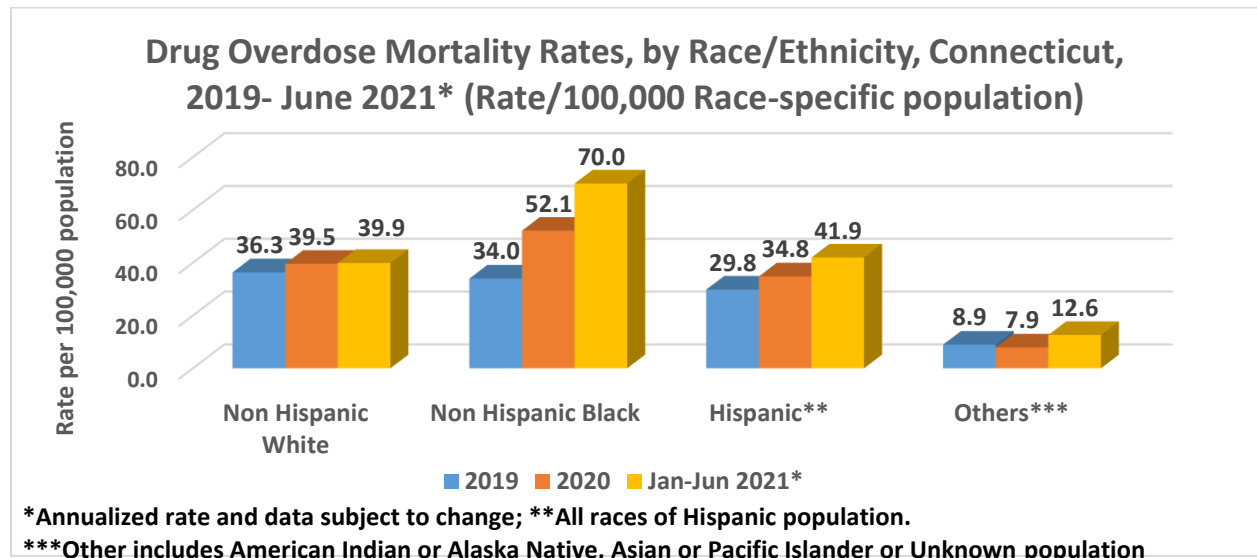
Xylazine, a veterinary tranquilizer, identified as an emerging novel substance in drug intoxication deaths in Connecticut since 2019 – December 2021*: To enhance drug effects, recreational drugs are often adulterated with other pharmacological agents such as xylazine, a veterinary sedative not intended for human use. In Connecticut, in March 2019, xylazine was identified as a novel and emerging adulterant in fatal drug intoxications when combined with fentanyl; it continues to be a problem in 2021. There were 71 xylazine-involved deaths in 2019 and 141 in 2020. In 2021, there were 20 xylazine + fentanyl death-related events in January, 18 in February, 23 in March, 20 in April, 28 in May, 30 in June, 37 in July, 28 in August, 24 in September, 23 in October, 24 in November and 8 in December for a total of 283 deaths in the first twelve months and these numbers may change because of pending cases. The below chart represents the number of xylazine-involved deaths.



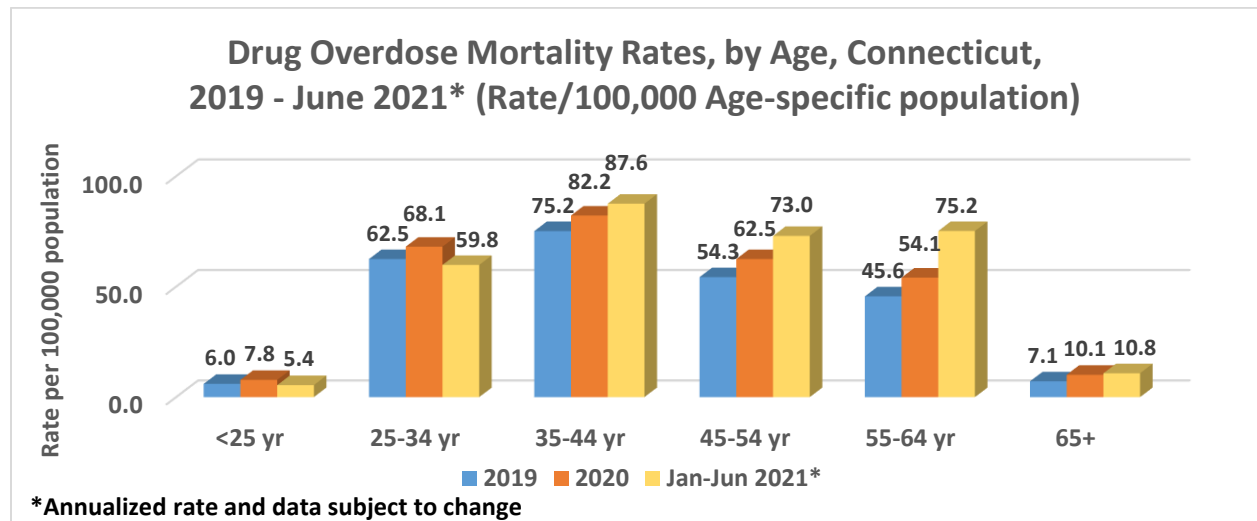
Drug overdose death rates were higher in males compared to females in 2019 – June 2021*: Rates of unintentional and undetermined drug overdose-related death were consistently higher among males when compared to females. The bar graph below represents rates of unintentional and undetermined drug overdose death by gender (rate per 100,000 gender-specific population) for 2019 and June 2021*.



Drug overdose death rates were higher among the non-Hispanic Black and Hispanic populations compared to the non-Hispanic White population in 2021*, Connecticut: Drug overdose death rates were highest among non-Hispanic White and non-Hispanic Black populations in 2019. However, as of June 2021, the drug overdose mortality rate substantially increased in the non-Hispanic Black and Hispanic populations compared to the previous years. The graph below represents the unintentional and undetermined drug overdose mortality rate in Connecticut, by race/ethnicity for years 2019, 2020 and January-June 2021*.



Drug overdose death rates were highest in the 35–44-year-old age group in Connecticut, 2019 – June 2021*: Drug overdose death rates were calculated per 100,000 age specific population and they were highest among the 35-44 year age group followed by 45-54 and 55-64 year age groups. The graph below represents the unintentional and undetermined drug overdose mortality rate in Connecticut, by age, by year.



Drug overdose death rates in Connecticut, by Resident County, 2019 – June 2021*

2021*: The graph below represents the unintentional and undetermined drug overdose mortality rate in Connecticut, by resident county, by year. As of June 2021, New London County (54.3) had the highest drug overdose death rate followed by New Haven (50.8) and Hartford (45.1) counties. There was a slight decrease in drug overdose death rates for Fairfield (21.2), Litchfield (31.1), Middlesex (33.2), Tolland (19.9) and Windham (39.4) counties as of June 2021, compared to the previous years. Projected annualized data for 2021 is based on January to June numbers and data is subject to change.

